



Key Information (Source: Amundi)

Net Asset Value (NAV)	99.43 (SGD)
NAV and AUM as of	30/04/2025
Assets Under Management (AUM)	188.35 (million SGD)
Inception date	03/06/2024
Share-class reference currency	SGD
Sub-fund reference currency	USD
Maximum management fees	0.57%
Total expense ratio	1.35 (Estimated) - 16/04/2024
Registered country	Luxembourg
ISIN code	LU2708333815
Bloomberg code	AMWASHM LX
Benchmark	None

Investment Objective and Strategy

The Fund aims to generate regular income. As a secondary objective, the Fund aims to generate capital appreciation over a mid-to-long term investment horizon.

The Fund combines DBS's Discretionary Portfolio Management team expertise, DBS's Chief Investment Office macro views and DBS's Funds Selection Team's research, with additional portfolio validation by Amundi.

Risk Indicator (Source : Fund Admin)



Lower Risk

Higher Risk

The risk indicator assumes you keep the product for 5 years.

The summary risk indicator is a guide to the level of risk of this product compared to other products. It shows how likely it is that the product will lose money because of movement in the markets or because we are not able to pay you.

Fund statistics (Source: Amundi)

Number of Securities Held	17
Assets in Top 10 Holdings	73.41 %
Portfolio Volatility	5.55%
Worst Month	10/2024
Best Month	02/2025
Portfolio Sharpe Ratio	N/A
Maximum Drawdown	-3.06%

Data as of end April 2025
(These numbers are over a one year period)

Returns (Source: Fund Admin)

Under the new ESMA rules, EU domiciled funds are not allowed to report performance returns less than 12 months.

Investment adviser commentary

Market and Performance Review:

On 2 April 2025, the U.S. imposed trade tariffs on around 60 countries, sparking a sharp drop in Treasury yields and widening credit spreads as recession fears intensified. A subsequent 90-day suspension of the tariffs and unwinding of the 'basis trade' added to bond market volatility.

The U.S. 10-year Treasury yield hit a year-to-date low of 3.88% on 7 April before surging to 4.56% by 11 April. Credit markets mirrored this turbulence—global investment-grade and high-yield spreads initially widened by 22bps and 100bps, respectively, before tightening by 11bps and 60bps later in the month.

Despite the volatility, the Amundi Asia Funds – All Weather Income Fund delivered a positive return of +0.17% (USD) in April, bringing its since-inception performance to +5.38% (USD). Flexible managers with dynamic allocation strategies (Jupiter Dynamic Bond, Robeco SDG Credit Income, and Loomis Sayles Multi-Sector Income) contributed positively. Meanwhile, long-duration Treasuries (iShares USD Treasury Bond 20+ Year ETF) and high-yield credit (Barings Global High Yield Bond) were more adversely affected by market swings.

Fund Positioning:

In early April 2025, we proactively began de-risking the portfolio by trimming high-yield exposures – Barings Global High Yield Bond and UBS Euro High Yield Bond – while reallocating to higher-quality securitized assets (PIMCO GIS Income) and long-duration Treasuries (iShares USD Treasury Bond 20+ Year ETF). These shifts helped cushion the portfolio amid heightened volatility.

Looking ahead, the fund remains anchored in quality credit and diversification. We maintain substantial allocations to flexible bond managers with mandates spanning credit and sovereign exposures, enabling us to dynamically navigate continued market uncertainty. The portfolio is broadly diversified across Developed Market corporates and sovereigns, as well as Emerging Market debt – including investment-grade credit, high-yield, securitized credit, bank capital, and EM corporates and treasuries.

With over two-thirds of the portfolio in investment-grade bonds, our positioning reflects a cautious yet adaptive approach. We stay vigilant and ready to adjust our strategy as market conditions evolve.

Fund allocation (Source : DBS)

Duration (years)	5.38
YTM	6.33%

Underlying Fund Data as of end March 2025

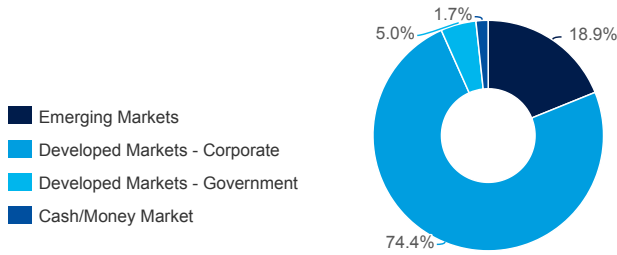
Credit rating breakdown (Source : DBS)

AAA	15.66%
AA	12.99%
A	12.36%
BBB	28.79%
BB	17.23%
B	7.56%
CCC & Below	2.41%
Not rated	1.20%

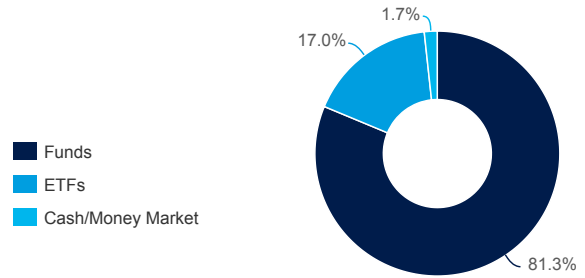
Underlying Fund Data as of end March 2025



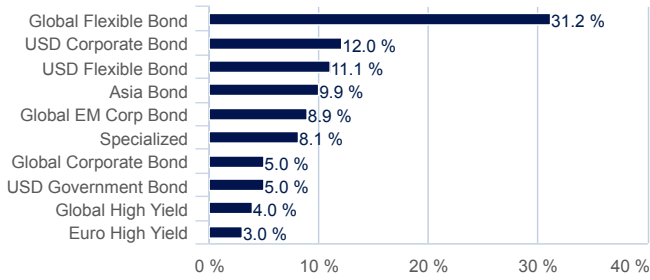
Asset Class Breakdown (Source: Amundi)



Allocation to Funds vs ETFs (Source: Amundi)



Fixed Income breakdown (Source: Amundi)



Top 5 Holdings (Source: Amundi)

Asset Class	Fund %
ROBECO SDG CREDIT INCOME I USD CAP	Bond 9.10%
GOLDMAN SACHS EM MKTS CORP BOND PF I ACC	Bond 8.95%
PIMCO GIS CAPITAL SECURITIES INST USD AC	Bond 8.13%
PIMCO GIS INCOME INSTITUTIONAL USD ACC	Bond 8.01%
SCHRODER ISF GLOBAL CREDIT INCOME C ACC	Bond 7.07%

	AU (C)	AU MD (D)	AS HGD (C)	AS HGD MD (D)	AHK (C)	AHK MD (D)	AJ HGD MD (D)
Characteristics							
Share class currency	USD	USD	SGD	SGD	HKD	HKD	JPY
Share class category	Accumulation	Distribution	Accumulation	Distribution	Accumulation	Distribution	Distribution
Dividend frequency	-	Monthly	-	Monthly	-	Monthly	Monthly
NAV per unit	105.38	100.29	103.57	99.43	104.5	99.08	99.39
Inception date	03/06/2024	03/06/2024	03/06/2024	03/06/2024	03/06/2024	21/06/2024	03/06/2024
ISIN code	LU2708333658	LU2708333575	LU2708333906	LU2708333815	LU2708334110	LU2708334037	LU2708334896
Bloomberg Code	AMWEIAC LX	AMWAUMD LX	AMWINFA LX	AMWASHM LX	AMWINCA LX	AAWAHKM LX	AMWAJHM LX
Dividend per share	-	0.5031	-	0.3994	-	0.4986	0.1454
Last Dividend Date	-	01/04/2025	-	01/04/2025	-	01/04/2025	01/04/2025

* Offer to Bid returns include an assumed sales charge of 2%, which may or may not be charged to investors.



Dividend information

Dividend may be distributed out of interest income and/or capital gains and (in the event that interest income and/or capital gains are insufficient) out of capital attributable to the relevant share class / class. Investors should note that the declaration and/or payment of dividend (whether out of interest income, capital gains and/or capital) may have the effect of lowering the net asset value of the relevant share class / class. Past payout yields and payments do not represent future payout yields and payments.

Important and Legal Information

This document contains information about **Amundi Asia Funds – All Weather Income Fund** (the “Fund”), a sub-fund of Amundi Asia Funds, an undertaking for collective investment in transferable securities existing under Part I of the Luxembourg law of 17 December 2010, organised as an open-ended mutual investment fund (“fonds commun de placement”). The management company of the Fund is Amundi Luxembourg S.A., 5, allée Scheffer, L-2520 Luxembourg and the Singapore Representative of the Fund is Amundi Singapore Limited (Registration No. 198900774E), 80 Raffles Place, UOB Plaza 1, #23-01, Singapore 048624 (Amundi Luxembourg S.A. and/or its affiliated companies, including without limitation Amundi Singapore Limited, being hereinafter referred to individually or jointly as “Amundi”). Amundi Singapore Limited is regulated by the Monetary Authority of Singapore.

This is a marketing communication. Investors should read the Singapore Prospectus and the Product Highlights Sheet before deciding to invest in the Fund. The share classes / classes of the Fund available for offer to the retail public in Singapore are set out in the Singapore Prospectus and the Product Highlights Sheet, which together with the latest annual and semi-annual reports (if any) may be obtained, free of charge, at the registered office of the Singapore Representative of the Fund or at www.amundi.com.sg or the Fund’s authorised distributors.

This document is for information purposes only, is not a recommendation, financial analysis or advice, and does not constitute a solicitation, invitation or offer to purchase or sell the Fund in any jurisdiction where such offer, solicitation or invitation would be unlawful. This information is not for distribution and does not constitute an offer to sell or the solicitation of any offer to buy any securities or services in the United States or in any of its territories or possessions subject to its jurisdiction to or for the benefit of any U.S. Person (as this term is defined in SEC Regulation S under the U.S. Securities Act of 1933 and in the Singapore Prospectus of the Fund). The Fund is not registered in the United States under the Investment Company Act of 1940 and shares / units of the Fund are not registered in the United States under the Securities Act of 1933. Accordingly, this document is for distribution or to be used solely in jurisdictions where it is permitted and to persons who may receive it without breaching applicable legal or regulatory requirements, or that would require the registration of Amundi or its affiliates in these countries.

Past performance and any forecasts made are not indicative of future performance of the Fund. Please note that distribution/dividends (if applicable) are not guaranteed unless otherwise stated in the dividend policy for the relevant share class / class contained in the Singapore Prospectus. Investors should review the relevant dividends disclosure report (if applicable) found on www.amundi.com.sg. Any opinion or view presented is subject to change without notice. The information on this document is intended for general circulation without taking into account the specific investment objectives, financial situation or particular needs of any particular investor. An investor may wish to seek advice from a financial adviser regarding the suitability of the Fund, taking into account the specific investment objectives, financial situation or particular needs of any person in receipt of the recommendation, before making a commitment to purchase shares / units in the Fund.

Where applicable and contemplated in the Singapore Prospectus, the Fund may invest in financial derivatives as part of its strategy, and a material portion of the returns may be generated from financial derivative strategies. In such scenarios, the Fund will be subject to risks associated with such investments as further detailed in the Singapore Prospectus. Additional risk factors are described in the Singapore Prospectus. Investments in the Fund are subject to investment risks, including the possible loss of the principal amount invested. Such activities may not be suitable for everyone. Value of the shares / units in the Fund and the income accruing to the shares / units, if any, may fall or rise. Any forecast, projection or target is indicative only and is not guaranteed in any way. Such information is solely indicative and may be subject to modification from time to time. References to specific securities are presented to illustrate the application of our investment philosophy only and are not to be considered recommendation by Amundi.

It is the responsibility of investors to read the legal documents in force in particular the current Singapore Prospectus of the Fund. Subscriptions in the Fund will only be accepted on the basis of their latest prospectus available in English and/or the Product Highlights Sheet. A summary of information about investors’ rights and collective redress mechanisms can be found in English on the regulatory page at <https://about.amundi.com/Metanav-Footer/Footer/Quick-Links/Legal-documentation>.

Information on sustainability-related aspects (if applicable) can be found at <https://about.amundi.com/Metanav-Footer/Footer/Quick-Links/Legal-documentation>.

The information contained in this document is as at the date of publication of this document except where otherwise stated. The information contained in this document has been obtained from sources believed to be reliable but has not been independently verified, although Amundi and its affiliated companies believe it to be fair and not misleading. Total percentage may not add to 100% due to rounding. Amundi does not accept any liability whatsoever whether direct or indirect that may arise from the use of information contained in this document. Amundi and its associates, directors, connected parties and/or employees may from time to time have interests and or underwriting commitments in the investments mentioned in this document. Amundi does not guarantee that all risks associated to the transactions mentioned herein have been identified, nor does it provide advice as to whether you should enter into any such transaction. Amundi does not make any representation as to the merits, suitability, expected success, or profitability of any such transaction mentioned herein.

Pursuant to the new Guidelines on marketing communications under Regulation (EU) 2019/1156 of 20 June 2019 on cross-border distribution of funds issued by the European Securities and Markets Authority (ESMA), performance returns which are less than 12 months will not be reported for European domiciled funds.

This advertisement or publication has not been reviewed by the Monetary Authority of Singapore.

The information contained shall not be copied, reproduced, modified, translated or distributed without the prior written approval of Amundi.