

AMUNDI FUNDS ASIA BOND INCOME RESPONSIBLE - A2 USD MGI

FACTSHEET

Marketing
Communication

30/04/2026

BOND

Key Information (Source: Amundi)

Net Asset Value (NAV) : **49.11 (USD)**
NAV and AUM as of : **30/04/2026**
Assets Under Management (AUM) :
61.89 (million USD)
ISIN code : **LU2665726548**
Benchmark :
**100% CAPITALIZED UNITED STATES SOFR
SECURED OVERNIGHT FINANCING RATE**
Share-class inception date : **06/12/2023**

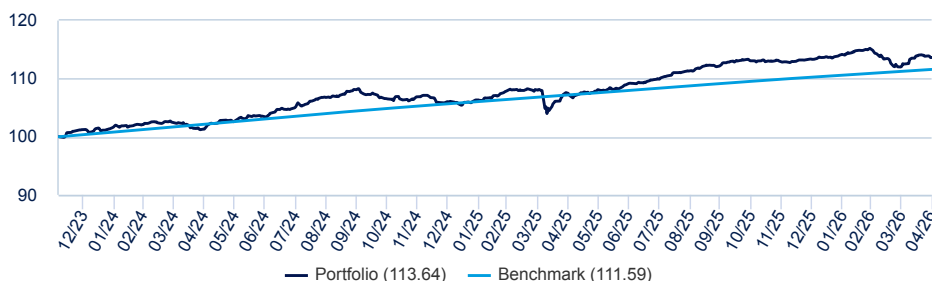
Objective and Investment Policy

Objective: Seeks to increase the value of your investment (through income and capital growth), and outperform the benchmark, over the recommended holding period, while achieving an ESG score greater than that of its investment universe.

The sub-fund is managed with consideration to a number of ESG themes in such areas as community involvement and human rights, carbon footprint reduction and other such themes. The sub-fund aims to outperform its investment universe at least in two of those themes. **Benchmark:** Secured Overnight Financing Rate (SOFR), an index that does not take into account environmental, social and governance (ESG) factors. Used for performance comparison. **Portfolio holdings:** The sub-fund invests extensively in corporate and government bonds in Asia, including emerging markets. These investments are mostly denominated in US dollar and some of them are below investment grade. Specifically, the sub-fund invests at least 80% of net assets in bonds of issuers that are located, or do most of their business, in Asia. Bond investments may include the following up to the stated percentages of net assets: - perpetual bonds: 50% - subordinated bonds : 20%, - contingent convertible bonds (CoCos) : 10% - below investment grade bonds: 40% - bonds issued in China, either through CIBM or Bond Connect : 20% - non-USD bonds denominated in a local currency: 20% - distressed securities : 10% The sub-fund invests at least 10% of net assets in green bonds (bonds whose proceeds finance environmental projects). The sub-fund may also invest in, or be exposed to, other types of bonds and in the following up to the stated percentages of net assets: - equities : 10% - UCITS/UCIs: 10% The sub-fund may be exposed to emerging markets up to 100% of net assets. The sub-fund may hold up to 20% of net assets in money market instruments and deposits for treasury management and for the purpose of coping with unusual market conditions. Non-US dollar investments may or may not be hedged to the US dollar at the discretion of the investment manager. Derivatives and techniques The sub-fund intends to use derivatives to reduce various risks (hedging) and costs, and to gain long or short exposure to various assets, markets or other investment opportunities. The sub-fund intends to use securities financing transactions (see "More about Derivatives and Techniques" section). **Base currency USD.**

Returns (Source: Fund Admin)

Bid to Bid performance evolution (rebased to 100) from 06/12/2023 to 30/04/2026



Bid to Bid returns

	1 month	3 months	6 months	1 year	Since
Since	31/03/2026	30/01/2026	31/10/2025	30/04/2025	06/12/2023
Portfolio	1.35%	-0.47%	0.50%	5.70%	5.47%
Benchmark	0.30%	0.90%	1.87%	4.10%	4.68%

Offer to Bid returns *

	1 month	3 months	6 months	1 year	Since
Since	31/03/2026	30/01/2026	31/10/2025	30/04/2025	06/12/2023
Portfolio	-3.01%	-4.76%	-3.83%	1.15%	0.93%
Benchmark	0.30%	0.90%	1.87%	4.10%	4.68%

Calendar year performance * (Source: Fund Admin)

	2025	2024	2023	2022	2021
Portfolio	6.91%	4.72%	-	-	-
Benchmark	4.33%	5.32%	-	-	-
Spread	2.58%	-0.60%	-	-	-

* Offer to Bid returns include an assumed sales charge of 4.5%, which may or may not be charged to investors.

Risk Indicator (Source : Fund Admin)



Lower Risk

Higher Risk

The SRI represents the risk and return profile as presented in the Key Information Document (KID). The lowest category does not imply that there is no risk. The SRI is not guaranteed and may change over time. The risk indicator assumes you keep the product for 5 years.

The summary risk indicator is a guide to the level of risk of this product compared to other products. It shows how likely it is that the product will lose money because of movement in the markets or because we are not able to pay you.


We have classified this product as 2 out of 7, which is a low risk class. This rates the potential losses from future performance at a low level, and poor market conditions are very unlikely to impact our capacity to pay you. Additional risks: Market liquidity risk could amplify the variation of product performances. This product does not include any protection from future market performance so you could lose some or all of your investment. Beside the risks included in the risk indicator, other risks may affect the Sub-Fund's performance. Please refer to the Amundi Funds prospectus.

Annualised returns for periods exceeding 1 year (365 days basis).

Returns are computed on the assumption that all dividends and distributions are reinvested, taking into account all charges which would have been payable upon such reinvestment.

BOND

Meet the Team



Fund statistics (Source: Amundi)

	Portfolio
Yield ¹	6.36%
Modified duration ²	3.89
SWMD ³	5.65
Average rating ⁴	BBB-
Total portfolio holdings	99
Issuer number	85
Yield to Maturity ⁵	6.28
Effective duration ⁶	4.12

¹ Includes all instruments² Modified duration (in points) estimates a bond³ SWMD : spread-weighted modified duration⁴ Based on cash bonds and CDS but excludes other types of derivatives⁵ Based on bonds only⁶ Modified Duration*(1 + Yield) (Annualized Yield)

Statistical risk indicators (ex-ante, source: Amundi)

	Portfolio
Historical VaR	3.10%

Performance analytics (Source: Fund Admin)

	Inception to date
Maximum Drawdown	-3.96%
Recovery period (days)	63
Worst month	03/2026
Lowest return	-2.69%
Best month	07/2024
Highest return	1.61%

Risk indicators (Source: Fund Admin)

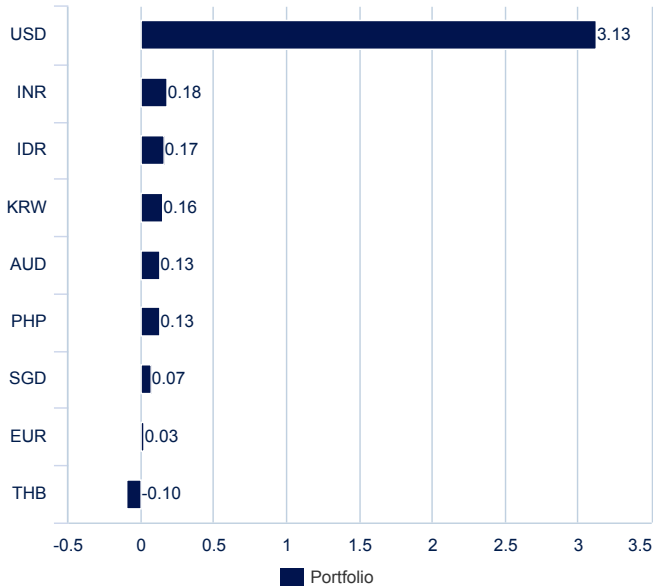
	1 year	3 years	5 years
Portfolio Volatility	2.42%	-	-
Benchmark volatility	0.07%	-	-
Ex-post Tracking Error	2.40%	-	-
Portfolio Information ratio	0.87	-	-
Portfolio Sharpe Ratio	0.85	-	-
Beta	13.65	-	-

BOND

Portfolio breakdown by country (Source: Amundi)

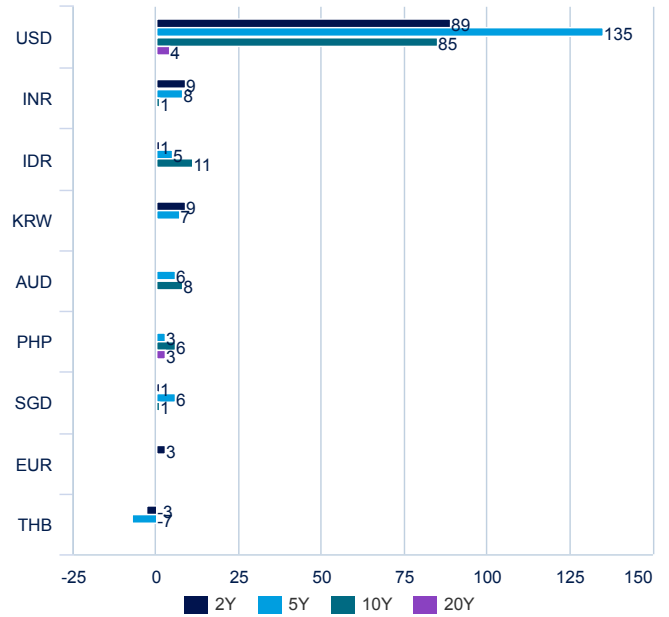
Global risk allocation per yield curve (Source: Amundi) *

Modified duration (Source: Amundi)



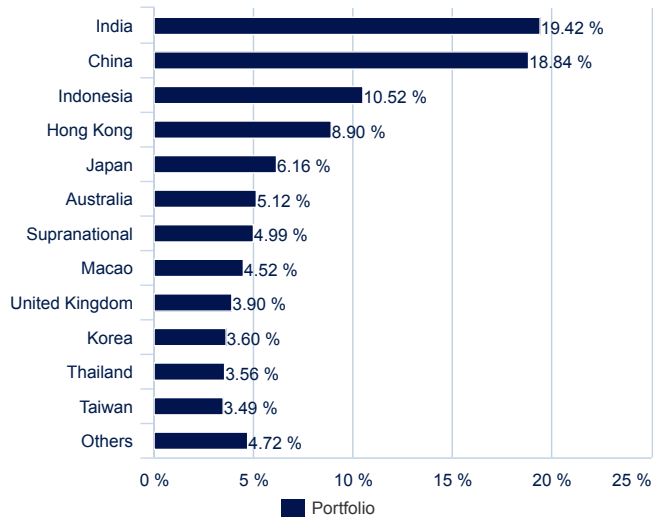
Global risk allocation per yield curve segment (Source: Amundi) *

Modified duration (Source: Amundi)

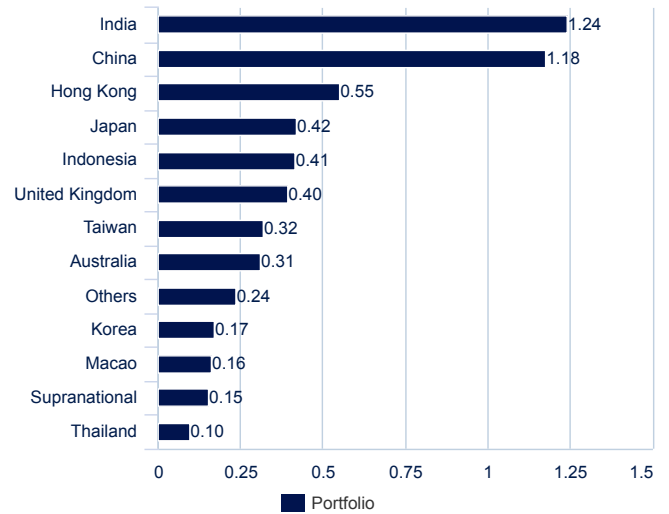


* Includes derivatives

% of assets (Source : Amundi) *



Spread Weighted Modified Duration (SWMD) (% , source: Amundi) *

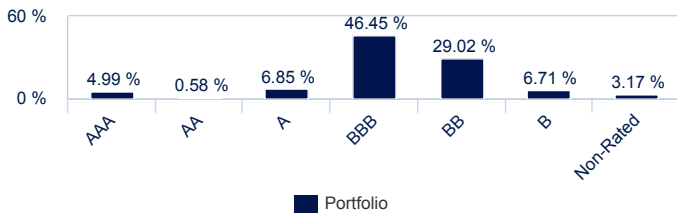


* Includes credit default swaps

Total percentage may not add to 100% due to cash exposure

Portfolio breakdown by credit rating (Source : Amundi) *

% of assets (Source : Amundi)



* Includes credit default swaps

Total percentage may not add to 100% due to cash exposure

* Includes credit default swaps

Total percentage may not add to 100% due to cash exposure

Breakdown by rating & sector (Source: Amundi) *

	Investment grade % of assets	Speculative grade % of assets
Industrials	21.10%	18.24%
Emerging govt. related	0.97%	-
Emg sovereign (local)	5.07%	-
Emg sovereign (external)	-	0.34%
Government related	5.57%	0.65%
Utilities	3.62%	6.00%
Securitized	-	2.23%
Financials	22.54%	11.45%
Total	58.87%	38.91%

* Includes credit default swaps

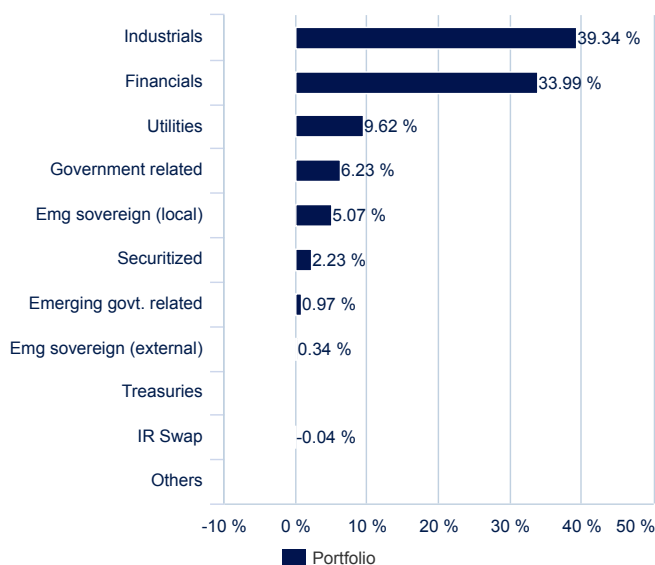
Total percentage may not add to 100% due to cash exposure

BOND ■

Sector allocation (Source: Amundi)

Portfolio breakdown by issuer (Source: Amundi) *

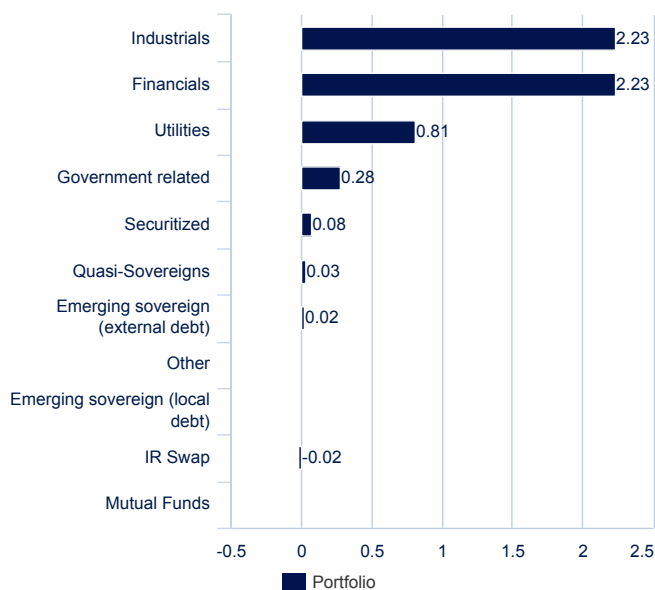
% of assets (Source : Amundi)



* Includes credit default swaps

Total percentage may not add to 100% due to cash exposure

Spread Weighted Modified Duration (SWMD) (%), source: Amundi **



** Includes credit default swaps

Total percentage may not add to 100% due to cash exposure

	% of assets
Industrials	39.34%
Telecom. & technology	10.28%
Consumer staples	9.78%
Media	4.94%
Transportation	3.32%
Automobiles	2.79%
Capital goods	2.50%
Consumer non-cyclical	1.68%
Pharmaceuticals & biotechnology	1.63%
Chemicals	1.22%
Basic materials	1.21%
Financials	33.99%
Banks & building societies	12.89%
Specialised financial	12.75%
Insurers	5.15%
Real Estate	2.55%
Banks	0.65%
Utilities	9.62%
Utilities	9.62%
Government related	6.23%
Supranationals	4.99%
Agencies	1.23%
Treasuries	0.00%
Emerging sovereign (local debt)	5.07%
Emerging sovereign (local debt)	5.07%
Securitized	2.23%
Covered bonds	2.23%
Quasi-Sovereigns	0.97%
Emerging Govt. Related Agencies	0.97%
Emerging sovereign (external debt)	0.34%
Emerging sovereign (ext debt)	0.34%
Treasuries	0.00%
Treasuries	0.00%
IR Swap	-0.04%
IR Swap	-0.04%
Other	-
Other	-

Includes credit default swaps

Total percentage may not add to 100% due to cash exposure

BOND

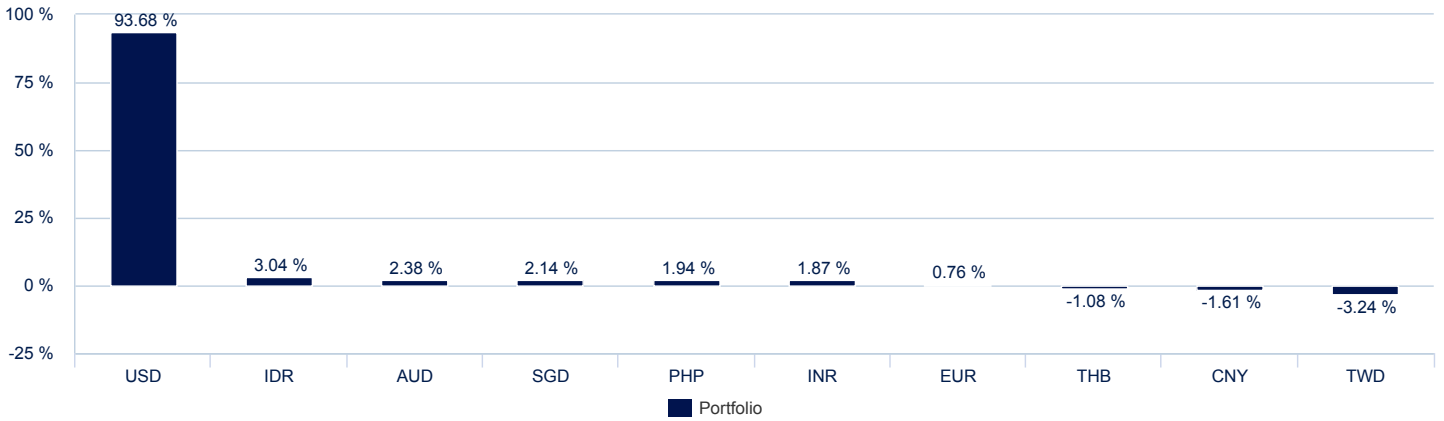
Top 15 issuers (Source: Amundi)

	Sector	Country	% asset *
Indonesia	Emerging sovereign (local debt)	Indonesia	3.04%
ELECT GLOBAL INVESTMENTS LTD	Financials	Hong Kong	2.58%
SANDS CHINA LTD	Industrials	Macao	2.56%
International Bank for Reconstruction and Development	Government related	Supranational	2.51%
LENOVO GROUP LTD	Industrials	China	2.29%
AAC TECHNOLOGIES HOLDINGS INC	Industrials	China	2.24%
SAMMAAN CAPITAL LTD	Securitized	India	2.23%
IIFL FINANCE LTD	Financials	India	2.20%
FAR EAST HORIZON LTD	Financials	China	2.12%
MUTHOOT FINANCE LTD	Financials	India	2.12%
CONTINUUM GREEN ENERGY IND PVT	Utilities	India	2.09%
WYNN MACAU LTD	Industrials	Macao	1.95%
Philippines	Emerging sovereign (local debt)	Philippines	1.94%
CHINA WATER AFFAIRS GROUP LTD	Industrials	China	1.90%
PROSUS NV	Industrials	China	1.88%

* Includes credit default swaps

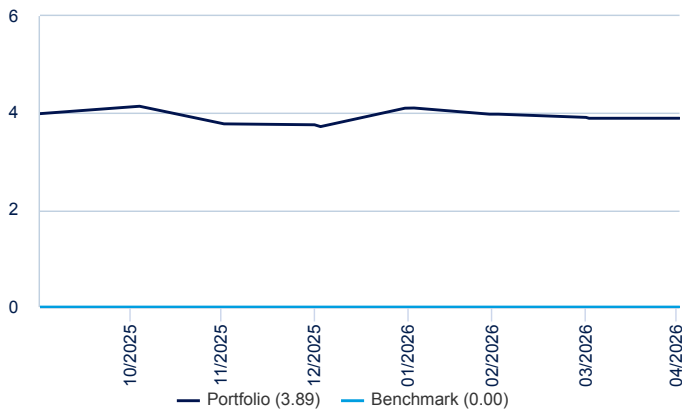
Total percentage may not add to 100% due to cash exposure

Top 25 currency risk allocation (% of assets) (Source: Amundi)

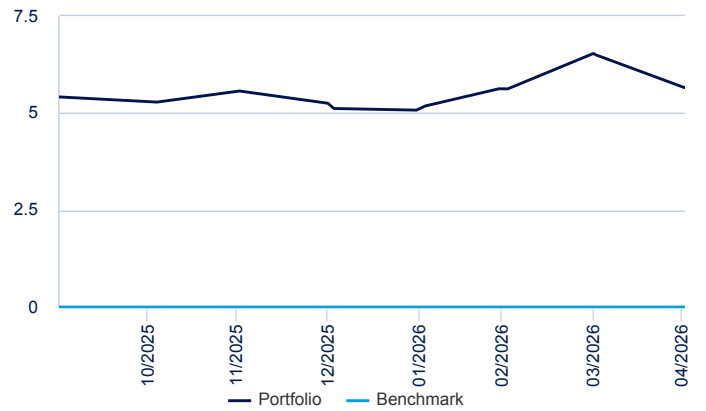


Historical risk indicators (Source: Amundi)

Modified duration (Source: Amundi)



Spread Weighted Modified Duration (SWMD) (%), source: Amundi



BOND ■

Information (Source: Amundi)

Fund structure	SICAV Luxembourg
Management Company	Amundi Luxembourg SA
Investment manager	Amundi Singapore Limited
Custodian	CACEIS Bank, Luxembourg Branch
Sub-fund launch date	06/12/2023
Share-class inception date	06/12/2023
Sub-fund reference currency	USD
Share-class reference currency	USD
Type of shares	Distribution
ISIN code	LU2665726548
Bloomberg code	AMUINA2 LX
Minimum first subscription / subsequent	1 thousandth(s) of (a) share(s) / 1 thousandth(s) of (a) share(s)
Frequency of NAV calculation	Daily
Dealing times	Orders received each day D day before 14:00 CET
Maximum front-end load	4.50%
Performance fees	No
Exit charge (maximum)	0.00%
Management fees and other administrative or operating costs	1.54%
Transaction costs	0.22%
Conversion charge	1.00 %
Minimum recommended investment period	5 years
Benchmark index performance record	06/12/2023 : 100.00% CAPITALIZED UNITED STATES SOFR SECURED OVERNIGHT FINANCING RATE

The costs information in this report may not be exhaustive and the Fund may incur other expenses. For further information on costs, charges and other expenses, please refer to the Singapore Prospectus and the Product Highlights Sheet available at [Amundi.com.sg](https://www.amundi.com.sg).

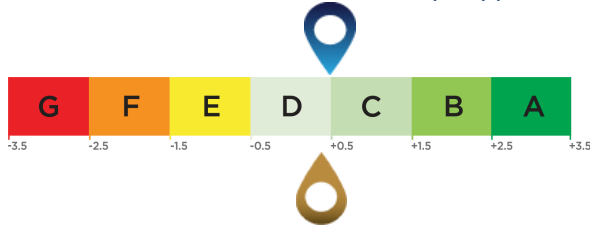
BOND ■

AVERAGE ESG RATING (source : Amundi)

Environmental, social and governance rating

ESG Investment Universe

JP MORGAN ASIAN CREDIT INDEX (JACI) 89.91%
MARKIT IBOXX ASIAN LOCAL BOND INDEX (ALBI) (EX HSBC HSLI) 10.09%



Investment Portfolio Score: 0.51

ESG Investment Universe Score¹: 0.40

ESG Coverage (source: Amundi) *

	Portfolio	ESG Investment Universe
Percentage with an Amundi ESG rating ²	96.03%	94.76%
Percentage that can have an ESG rating ³	97.84%	99.80%

* Securities that can be rated on ESG criteria. The total may be different from 100% to reflect the real exposure of the portfolio (cash included).

ESG Terminology

ESG criteria

The criteria are extra-financial criteria used to assess the Environmental, Social and Governance practices of companies, states or local authorities:
“E” for Environment (energy and gas consumption levels, water and waste management, etc.).
“S” for Social/Society (respect for human rights, health and safety in the workplace, etc.).
“G” for Governance (independence of board of directors, respect for shareholders’ rights, etc.)

ESG Rating

The issuer’s ESG rating: each issuer is assessed on the basis of ESG criteria and obtains a quantitative score, the scale of which is based on the sector average. The score is translated into a rating on a scale from A (highest rating) to G (lowest rating). The Amundi methodology provides for a comprehensive, standardised and systematic analysis of issuers across all investment regions and asset classes (equities, bonds, etc.).
ESG rating of the investment universe and the portfolio: the portfolio and the investment universe are given an ESG score and an ESG rating (from A to G). The ESG score corresponds to the weighted average of the issuers’ scores, calculated according to their relative weighting in the investment universe or in the portfolio, excluding liquid assets and non-rated issuers.

Amundi ESG Mainstreaming

In addition to complying with Amundi Responsible Investment Policy⁴, Amundi ESG Mainstreaming portfolios have an ESG performance objective that aims to achieve a portfolio ESG score above the ESG score of their ESG Investment universe.

¹ The investment universe reference is defined by either the fund’s reference indicator or an index representative of the ESG-related investable universe.
² Percentage of securities with an Amundi ESG rating out of the total portfolio (measured in weight) that can be related.
³ Percentage of securities for which an ESG rating methodology is applicable out of total portfolio (measured in weight).
⁴ The updated document is available at <https://www.amundi.com/int/ESG>.

Sustainability Level (source : Morningstar)



The sustainability level is a rating produced by Morningstar that aims to independently measure the level of responsibility of a fund based on the values in the portfolio. The rating ranges from very low (1 Globe) to very high (5 Globes).

Source Morningstar ©
Sustainability Score - based on corporate ESG risk analysis provided by Sustainalytics used in the calculation of Morningstar’s sustainability score.
© 2026 Morningstar. All rights reserved. The information contained here: (1) is owned by Morningstar and / or its content providers; (2) may not be reproduced or redistributed; and (3) are not guaranteed to be accurate, complete or timely. Neither Morningstar nor its content providers are responsible for any damages or losses arising from the use of this information. Past performance is no guarantee of future results. For more information on the Morningstar Rating, please see their website www.morningstar.com.

BOND

SRI Terminology

Socially Responsible Investment (SRI)

The SRI expresses sustainable development objectives in investment decisions by adding Environmental, Social and Governance (ESG) criteria in addition to the traditional financial criteria.

SRI thus aims to balance economic performance and social and environmental impact by financing companies and public entities which contribute to sustainable development whatever their business sector. By influencing the governance and behaviour of stakeholders, SRI promotes a responsible economy.

ESG criteria

The criteria are extra-financial criteria used to assess the Environmental, Social and Governance practices of companies, states or local authorities:

- “E” for Environment (energy and gas consumption levels, water and waste management, etc.).
- “S” for Social/Society (respect for human rights, health and safety in the workplace, etc.).
- “G” for Governance (independence of board of directors, respect for shareholders’ rights, etc.)

SRI according to Amundi

An SRI portfolio follows these rules :

- 1 - Exclusion of G score¹
- 2 - Overall portfolio rating above the benchmark index/investment universe rating after exclusion of 20% of the lowest rated issuers
- 3 - ESG rating for 90% minimum of portfolio stock²

AVERAGE ESG RATING (source : Amundi)

Environmental, social and governance rating

Of Portfolio³



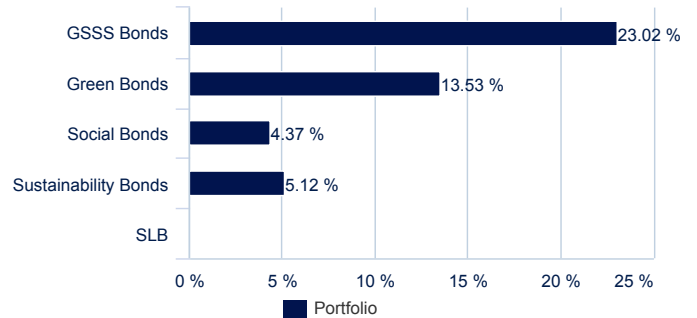
From the universe of reference³



Evaluation by ESG criteria (Source: Amundi)

Environment	D
Social	D
Governance	D
Overall Rating	C

GSSS Type Breakdown



Coverage of ESG¹ analysis (Source: Amundi)

Number of issuers in the portfolio	84
% of the portfolio with an ESG rating ²	96.04%

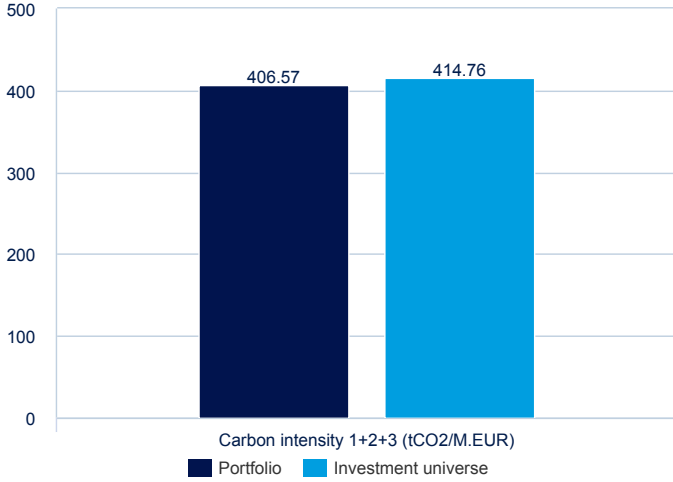
BOND ■

Focus on Environmental, Social and Governance key performance indicators

In addition to the overall ESG assessment of the portfolio and the E, S and G dimensions, the manager uses impact indicators to assess the ESG quality of his portfolio. Four representative indicators of Environment, Social, Human Rights and Governance have been identified. The manager's minimum objective is to deliver a quality score higher than that of the index* on at least two of the indicators.

Environment

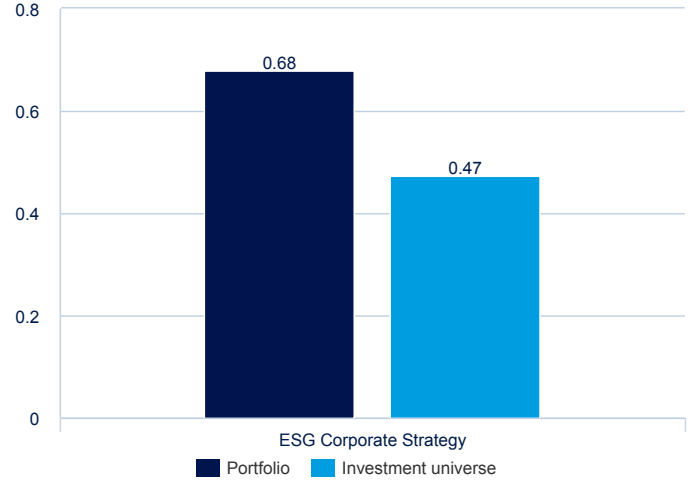
Carbon intensity



	Portfolio	Investment universe
%Rated/Rateable Carbon intensity	91.58%	93.55%

Governance

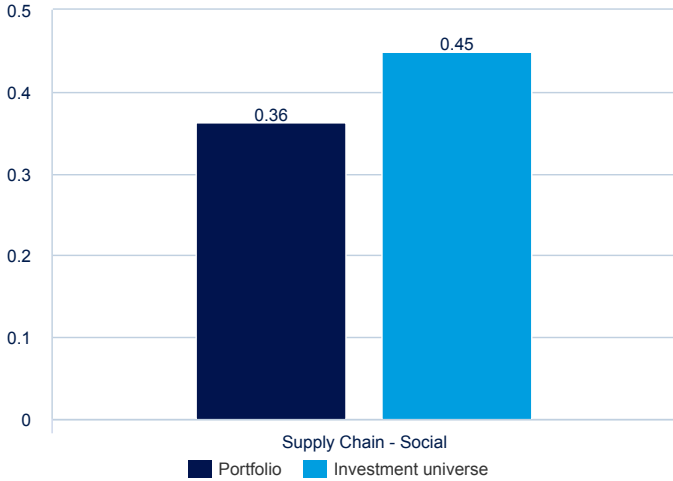
ESG Corporate Strategy



	Portfolio	Investment universe
---- %Rated/Rateable - G70 - ESG Corporate Strategy	95.34%	81.89%

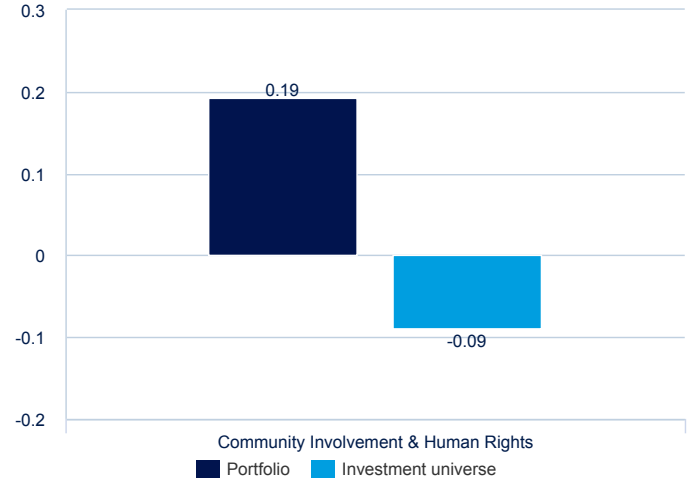
Social

Supply Chain Social



	Portfolio	Investment universe
%Rated/Rateable Supply Chain - Social	62.57%	50.13%

Community Involvement & Human Rights



	Portfolio	Investment universe
%Rated/Rateable Community Involvement & Human Rights	59.60%	49.81%

BOND ■

Important and Legal Information

This document contains information about AMUNDI FUNDS ASIA BOND INCOME RESPONSIBLE (the "Fund"), a sub-fund of Amundi Funds, an undertaking for collective investment in transferable securities existing under Part I of the Luxembourg law of 17 December 2010, organised as a société anonyme and qualifying as a société d'investissement à capital variable and registered with the Luxembourg Trade and Companies Register under number B68.806 and having its registered office at 5, Allée Scheffer, L-2520 Luxembourg. The management company of the Fund is Amundi Luxembourg S.A., 5, allée Scheffer, L-2520 Luxembourg and the Singapore Representative of the Fund is Amundi Singapore Limited (Registration No. 198900774E), 80 Raffles Place, UOB Plaza 1, #37-01A, Singapore 048624 (Amundi Luxembourg S.A. and/or its affiliated companies, including without limitation Amundi Singapore Limited, being hereinafter referred to individually or jointly as "Amundi"). Amundi Singapore Limited is regulated by the Monetary Authority of Singapore.

This is a marketing communication. Investors should read the Singapore Prospectus and the Product Highlights Sheet before deciding to invest in the Fund. The share classes / classes of the Fund available for offer to the retail public in Singapore are set out in the Singapore Prospectus and the Product Highlights Sheet, which together with the latest annual and semi-annual reports (if any) may be obtained, free of charge, at the registered office of the Singapore Representative of the Fund or at www.amundi.com.sg or the Fund's authorised distributors.

This document is for information purposes only, is not a recommendation, financial analysis or advice, and does not constitute a solicitation, invitation or offer to purchase or sell the Fund in any jurisdiction where such offer, solicitation or invitation would be unlawful. This information is not for distribution and does not constitute an offer to sell or the solicitation of any offer to buy any securities or services in the United States or in any of its territories or possessions subject to its jurisdiction to or for the benefit of any U.S. Person (as this term is defined in SEC Regulation S under the U.S. Securities Act of 1933 and in the Singapore Prospectus of the Fund). The Fund is not registered in the United States under the Investment Company Act of 1940 and shares / units of the Fund are not registered in the United States under the Securities Act of 1933. Accordingly, this document is for distribution or to be used solely in jurisdictions where it is permitted and to persons who may receive it without breaching applicable legal or regulatory requirements, or that would require the registration of Amundi or its affiliates in these countries.

Past performance and any forecasts made are not indicative of future performance of the Fund.

Please note that distribution/dividends (if applicable) are not guaranteed unless otherwise stated in the dividend policy for the relevant share class / class contained in the Singapore Prospectus. Investors should review the relevant dividends disclosure report (if applicable) found on www.amundi.com.sg. Any opinion or view presented is subject to change without notice. The information in this document is intended for general circulation without taking into account the specific investment objectives, financial situation or particular needs of any particular investor. An investor may wish to seek advice from a financial adviser regarding the suitability of the Fund, taking into account the specific investment objectives, financial situation or particular needs of any person in receipt of the recommendation, before making a commitment to purchase shares / units in the Fund.

The Fund may invest in Additional Tier 1 and/or Tier 2 capital instruments issued by banks and insurers incorporated in Singapore, which have loss absorption features and include terms which may result in such instruments being, inter alia, partly or wholly written off, written down and/or converted to ordinary shares of the issuer upon the occurrence of a pre-defined trigger event. Trigger events are complex and difficult to predict, may be outside of the issuer's control (for example, due to regulatory action) and can result in a significant or total reduction in the value of such instruments, thereby giving rise to loss suffered by the Fund. Investors should not purchase the shares / units of the Fund if they do not understand the nature of an investment in Additional Tier 1 and/or Tier 2 capital instruments or are not comfortable with the accompanying risks. Retail investors who do not have the knowledge or experience of investing in such sophisticated products are encouraged to seek advice from a professional financial adviser. Investors should determine the suitability of an investment in the Fund in light of their own circumstances, and in particular the risk that their lack of relevant knowledge and expertise may cause them to lose all or a significant portion of the amount invested.

Where applicable and contemplated in the Singapore Prospectus, the Fund may invest in financial derivatives as part of its strategy, and a material portion of the returns may be generated from financial derivative strategies. In such scenarios, the Fund will be subject to risks associated with such investments as further detailed in the Singapore Prospectus. Additional risk factors are described in the Singapore Prospectus. Investments in the Fund are subject to investment risks, including the possible loss of the principal amount invested. Such activities may not be suitable for everyone. Value of the shares / units in the Fund and the income accruing to the shares / units, if any, may fall or rise. Any forecast, projection or target is indicative only and is not guaranteed in any way. Such information is solely indicative and may be subject to modification from time to time. References to specific securities are presented to illustrate the application of our investment philosophy only and are not to be considered recommendation by Amundi.

It is the responsibility of investors to read the legal documents in force in particular the current Singapore Prospectus of the Fund. Subscriptions in the Fund will only be accepted on the basis of their latest prospectus available in English and/or the Product Highlights Sheet. A summary of information about investors' rights and collective redress mechanisms can be found in English on the regulatory page at <https://about.amundi.com/Metanav-Footer/Footer/Quick-Links/Legal-documentation>.

Information on sustainability-related aspects (if applicable) can be found at <https://about.amundi.com/Metanav-Footer/Footer/Quick-Links/Legal-documentation>.

The information contained in this document is as at the date of publication of this document except where otherwise stated. The information contained in this document has been obtained from sources believed to be reliable but has not been independently verified, although Amundi and its affiliated companies believe it to be fair and not misleading. Total percentage may not add to 100% due to rounding. Amundi does not accept any liability whatsoever whether direct or indirect that may arise from the use of information contained in this document. Amundi and its associates, directors, connected parties and/or employees may from time to time have interests and or underwriting commitments in the investments mentioned in this document. Amundi does not guarantee that all risks associated to the transactions mentioned herein have been identified, nor does it provide advice as to whether you should enter into any such transaction. Amundi does not make any representation as to the merits, suitability, expected success, or profitability of any such transaction mentioned herein.

Pursuant to the new Guidelines on marketing communications under Regulation (EU) 2019/1156 of 20 June 2019 on cross-border distribution of funds issued by the European Securities and Markets Authority (ESMA), performance returns which are less than 12 months will not be reported for European domiciled funds.

This advertisement or publication has not been reviewed by the Monetary Authority of Singapore.

The information contained shall not be copied, reproduced, modified, translated or distributed without the prior written approval of Amundi.

BOND ■

Dividend information

Dividend may be distributed out of interest income and/or capital gains and (in the event that interest income and/or capital gains are insufficient) out of capital attributable to the relevant share class / class. Investors should note that the declaration and/or payment of dividend (whether out of interest income, capital gains and/or capital) may have the effect of lowering the net asset value of the relevant share class / class. Past payout yields and payments do not represent future payout yields and payments.