

# AMUNDI PRIME USA - AS

FACTSHEET

Marketing  
Communication

31/01/2025

EQUITY ■

## Key Information (Source: Amundi)

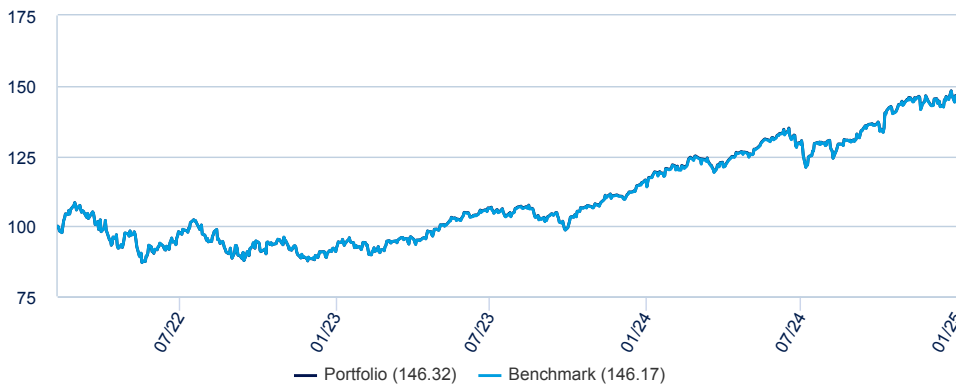
Net Asset Value (NAV) : **201.56 (SGD)**  
NAV and AUM as of : **31/01/2025**  
Assets Under Management (AUM) :  
**670.58 (million SGD)**  
Benchmark :  
**100% SOLACTIVE GBS UNITED STATES LARGE  
& MID CAP INDEX**

## Objective and Investment Policy

To track the performance of Solactive GBS United States Large & Mid Cap Index (the "Index"), and to minimize the tracking error between the net asset value of the sub-fund and the performance of the Index.

## Returns (Source: Fund Admin)

Bid to Bid performance evolution (rebased to 100) from 09/03/2022 to 31/01/2025



Risk Indicator (Source : Fund Admin)



Lower Risk

Higher Risk

⚠ The risk indicator assumes you keep the product for 5 years.

The summary risk indicator is a guide to the level of risk of this product compared to other products. It shows how likely it is that the product will lose money because of movement in the markets or because we are not able to pay you.

Risk indicators (Source: Fund Admin)

	1 year	3 years	5 years
<b>Portfolio Volatility</b>	12.97%	-	-
<b>Benchmark volatility</b>	12.90%	-	-
<b>Ex-post Tracking Error</b>	0.12%	-	-
<b>Portfolio Information ratio</b>	-0.51	-	-

\* Volatility is a statistical indicator that measures an asset's variations around its average value. For example, market variations of +/- 1.5% per day correspond to a volatility of 25% per year.

The Sharpe Ratio is a statistical indicator which measures the portfolio performance compared to a risk-free placement

## Bid to Bid returns

	1 month	3 months	6 months	1 year	Since
Since	31/12/2024	31/10/2024	31/07/2024	31/01/2024	09/03/2022
<b>Portfolio</b>	2.38%	9.32%	12.15%	28.27%	14.02%
<b>Benchmark</b>	2.35%	9.28%	12.11%	28.30%	13.98%

## Offer to Bid returns \*

	1 month	3 months	6 months	1 year	Since
Since	31/12/2024	31/10/2024	31/07/2024	31/01/2024	09/03/2022
<b>Portfolio</b>	-2.03%	4.62%	7.32%	22.74%	9.11%
<b>Benchmark</b>	2.35%	9.28%	12.11%	28.30%	13.98%

Annualised returns for periods exceeding 1 year (365 days basis).

Returns are computed on the assumption that all dividends and distributions are reinvested, taking into account all charges which would have been payable upon such reinvestment.

\* Offer to Bid returns include an assumed sales charge of 4.5%, which may or may not be charged to investors.

EQUITY ■

Index Data (Source : Amundi)

Description of the Index

Solactive GBS United States Large & Mid Cap Index is an equity index representative of the large and mid-cap securities listed and traded in the United States of America.

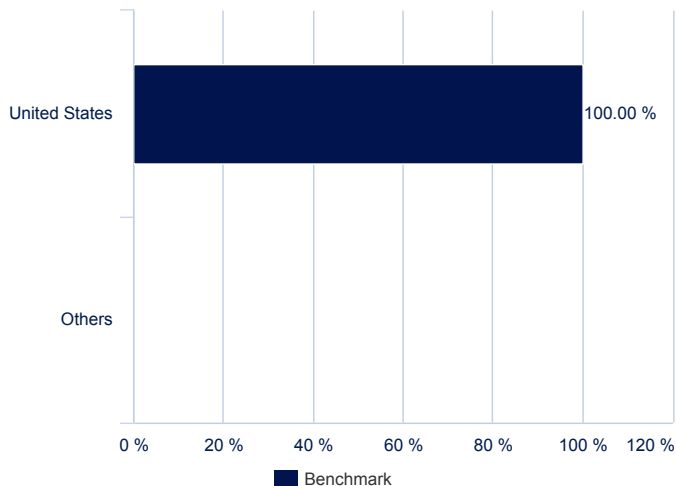
Information (Source: Amundi)

Asset class : **Equity**  
Exposure : **USA**  
Benchmark index currency : **USD**  
Holdings : **455**

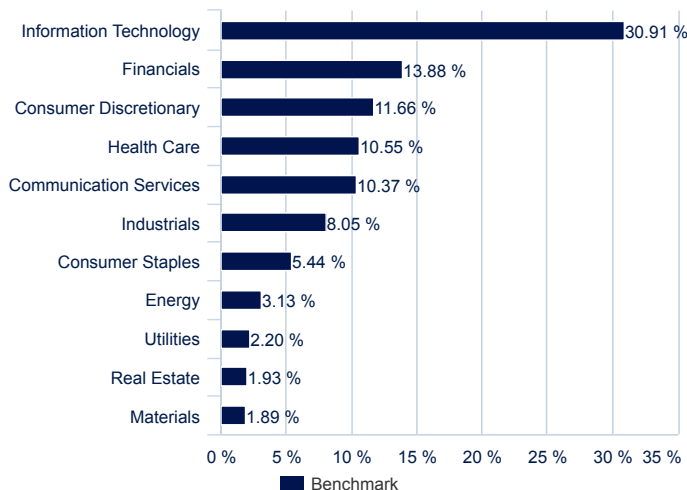
Top 10 benchmark holdings (source : Amundi)

	% of assets (Index)
APPLE INC	6.89%
MICROSOFT CORP	5.96%
NVIDIA CORP	5.75%
AMAZON.COM INC	4.31%
META PLATFORMS INC-CLASS A	2.93%
ALPHABET INC CL A	2.30%
TESLA INC	2.18%
ALPHABET INC CL C	2.07%
BROADCOM INC	1.93%
JPMORGAN CHASE & CO	1.49%
<b>Total</b>	<b>35.81%</b>

Geographical breakdown (Source: Amundi)



Benchmark Sector breakdown (source : Amundi)



## EQUITY ■

## Information (Source: Amundi)

Fund structure	SICAV
Applicable law	Luxembourg
Management Company	Amundi Luxembourg SA
Investment manager	Amundi Asset Management
Custodian	CACEIS Bank, Luxembourg Branch
Share-class inception date	08/03/2022
Share-class reference currency	SGD
Classification	-
Type of shares	Accumulation
ISIN code	LU2420246055
Bloomberg code	AMAPUAS LX
Minimum first subscription / subsequent	1 thousandth(s) of (a) share(s) / 1 thousandth(s) of (a) share(s)
Frequency of NAV calculation	Daily
Dealing times	Orders received each day D day before 14:00 CET
Maximum front-end load	4.50% *
Performance fees	No
Performance fees (%)	-
Exit charge (maximum)	0.00%
Management fees and other administrative or operating costs	0.05%
Transaction costs	0.03%
Conversion charge	1.00 %
Minimum recommended investment period	5 years
Benchmark index performance record	31/01/2022: 100.00% SOLACTIVE GBS UNITED STATES LARGE & MID CAP INDEX
UCITS compliant	UCITS
Current/Forward price	Forward pricing
Redemption Date	D+2
Subscription Value Date	D+2

\*For subscriptions using Cash and SRS monies. The front-end load for subscriptions using CPF-OA\*\* monies is currently 0%.

\*\*The Fund is included under the CPF Investment Scheme – Ordinary Account and is classified under the Higher Risk – Narrowly Focused – Country – USA category.

## EQUITY ■

**Important and Legal Information**

This document contains information about AMUNDI PRIME USA (the "Fund"), a sub-fund of Amundi Index Solutions, an undertaking for collective investment in transferable securities existing under Part I of the Luxembourg law of 17 December 2010, organised as a "société anonyme" and qualifying as a société d'investissement à capital variable and registered with the Luxembourg Trade and Companies Register under number B206810 and having its registered office at 5, allée Scheffer, L-2520 Luxembourg. The management company of the Fund is Amundi Luxembourg S.A., 5, allée Scheffer, L-2520 Luxembourg and the Singapore Representative of the Fund is Amundi Singapore Limited (Registration No. 198900774E), 80 Raffles Place, UOB Plaza 1, #23-01, Singapore 048624 (Amundi Luxembourg S.A. and/or its affiliated companies, including without limitation Amundi Singapore Limited, being hereinafter referred to individually or jointly as "Amundi"). Amundi Singapore Limited is regulated by the Monetary Authority of Singapore.

This is a marketing communication. Investors should read the Singapore Prospectus and the Product Highlights Sheet before deciding to invest in the Fund. The share classes / classes of the Fund available for offer to the retail public in Singapore are set out in the Singapore Prospectus and the Product Highlights Sheet, which together with the latest annual and semi-annual reports (if any) may be obtained, free of charge, at the registered office of the Singapore Representative of the Fund or at [www.amundi.com.sg](http://www.amundi.com.sg) or the Fund's authorised distributors.

The CPF interest rate for the Ordinary Account ("OA") is computed based on the 3-month average of major local banks' interest rates, subject to the legislated minimum interest of 2.5% per annum. The interest rate for OA is reviewed quarterly.

The CPF interest rate for Special ("SA") and Medisave Account is computed based on the 12-month average yield of 10-year Singapore Government Securities plus 1%, subject to the current floor interest rate of 4% per annum. The interest rate is reviewed quarterly.

To enhance the retirement savings of Singaporeans, the CPF Board pays extra interest on the first \$60,000 of your combined CPF balances (capped at \$20,000 for OA). You could receive up to 6% on a portion of your CPF balances (depending on your age). Please note that the first \$20,000 in your OA and the first \$40,000 in your SA need to be set aside prior to investing OA and SA monies. The applicable interest rates for each of the CPF accounts may be varied by the CPF Board from time to time.

This document is for information purposes only, is not a recommendation, financial analysis or advice, and does not constitute a solicitation, invitation or offer to purchase or sell the Fund in any jurisdiction where such offer, solicitation or invitation would be unlawful. This information is not for distribution and does not constitute an offer to sell or the solicitation of any offer to buy any securities or services in the United States or in any of its territories or possessions subject to its jurisdiction to or for the benefit of any U.S. Person (as this term is defined in SEC Regulation S under the U.S. Securities Act of 1933 and in the Singapore Prospectus of the Fund). The Fund is not registered in the United States under the Investment Company Act of 1940 and shares / units of the Fund are not registered in the United States under the Securities Act of 1933. Accordingly, this document is for distribution or to be used solely in jurisdictions where it is permitted and to persons who may receive it without breaching applicable legal or regulatory requirements, or that would require the registration of Amundi or its affiliates in these countries.

**Past performance and any forecasts made are not indicative of future performance of the Fund.** Please note that distribution/dividends (if applicable) are not guaranteed unless otherwise stated in the dividend policy for the relevant share class / class contained in the Singapore Prospectus. Investors should review the relevant dividends disclosure report (if applicable) found on [www.amundi.com.sg](http://www.amundi.com.sg). Any opinion or view presented is subject to change without notice. The information on this document is intended for general circulation without taking into account the specific investment objectives, financial situation or particular needs of any particular investor. An investor may wish to seek advice from a financial adviser regarding the suitability of the Fund, taking into account the specific investment objectives, financial situation or particular needs of any person in receipt of the recommendation, before making a commitment to purchase shares / units in the Fund.

Where applicable and contemplated in the Singapore Prospectus, the Fund may invest in financial derivatives as part of its strategy, and a material portion of the returns may be generated from financial derivative strategies. In such scenarios, the Fund will be subject to risks associated with such investments as further detailed in the Singapore Prospectus. Additional risk factors are described in the Singapore Prospectus. Investments in the Fund are subject to investment risks, including the possible loss of the principal amount invested. Such activities may not be suitable for everyone. Value of the shares / units in the Fund and the income accruing to the shares / units, if any, may fall or rise. Any forecast, projection or target is indicative only and is not guaranteed in any way. Such information is solely indicative and may be subject to modification from time to time. References to specific securities are presented to illustrate the application of our investment philosophy only and are not to be considered recommendation by Amundi.

It is the responsibility of investors to read the legal documents in force in particular the current Singapore Prospectus of the Fund. Subscriptions in the Fund will only be accepted on the basis of their latest prospectus available in English and/or the Product Highlights Sheet. A summary of information about investors' rights and collective redress mechanisms can be found in English on the regulatory page at <https://about.amundi.com/Metanav-Footer/Footer/Quick-Links/Legal-documentation>.

Information on sustainability-related aspects (if applicable) can be found at <https://about.amundi.com/Metanav-Footer/Footer/Quick-Links/Legal-documentation>.

The information contained in this document is as at the date of publication of this document except where otherwise stated. The information contained in this document has been obtained from sources believed to be reliable but has not been independently verified, although Amundi and its affiliated companies believe it to be fair and not misleading. Total percentage may not add to 100% due to rounding. Amundi does not accept any liability whatsoever whether direct or indirect that may arise from the use of information contained in this document. Amundi and its associates, directors, connected parties and/or employees may from time to time have interests and or underwriting commitments in the investments mentioned in this document. Amundi does not guarantee that all risks associated to the transactions mentioned herein have been identified, nor does it provide advice as to whether you should enter into any such transaction. Amundi does not make any representation as to the merits, suitability, expected success, or profitability of any such transaction mentioned herein.

Pursuant to the new Guidelines on marketing communications under Regulation (EU) 2019/1156 of 20 June 2019 on cross-border distribution of funds issued by the European Securities and Markets Authority (ESMA), performance returns which are less than 12 months will not be reported for European domiciled funds.

**This advertisement or publication has not been reviewed by the Monetary Authority of Singapore.**

The information contained shall not be copied, reproduced, modified, translated or distributed without the prior written approval of Amundi.

EQUITY ■

**Index Providers**

The financial instrument is not sponsored, promoted, sold or supported in any other manner by Solactive AG nor does Solactive AG offer any express or implicit guarantee or assurance either with regard to the results of using the index and/or index trade mark or the index price at any time or in any other respect. The index is calculated and published by Solactive AG. Solactive AG uses its best efforts to ensure that the index is calculated correctly. Irrespective of its obligations towards the issuer, Solactive AG has no obligation to point out errors in the index to third parties including but not limited to investors and/or financial intermediaries of the financial instrument. Neither publication of the index by Solactive AG nor the licensing of the index or index trade mark for the purpose of use in connection with the financial instrument constitutes a recommendation by Solactive AG to invest capital in said financial instrument nor does it in any way represent an assurance or opinion of Solactive AG with regard to any investment in this financial instrument.